

¡Vámonos!

1. Take today's notes sheet
2. Go to your **same seat**
3. In English, on the next box on your "Vámonos" sheet, write down as much as you can about your own **culture**. (*Think about food you eat, holidays you celebrate, music you listen to, clothes you wear, etc.*)

REMINDER: get a binder ASAP!

Los Anuncios

- Signed syllabus and family info sheet due by tomorrow
 - First grade!
- Homework sheet (option 1 or 2) due Tuesday
- Get a binder by tomorrow! If you cannot get one, talk to me.
- Lockout and no homeroom on Tuesday
- SGA elections
 - Interest meeting in this room next Tuesday at 2:30

A few tips for passing this class and best learning Spanish:

- Do the homework assignments
- Stay organized with your binder and notes
- Repeat words back when asked
- Utilize the time I give you to practice speaking
- Memorization is key, so the more practice you have, the better!

This class's website

<http://profeimhoff.weebly.com>

El objetivo

I can understand common classroom
commands

El horario

- Hablamos
- Los mandatos - learning classroom commands
- Charades
- What would the teacher do?
- Human Bingo
- Pasaporte + Learning Log

¡Hablamos!

¿Cómo te llamas?

Me llamo _____

¿Cómo SE llama?

El se llama _____

Ella se llama _____

Profesora Imhoff:

“Ayudame” + hand raise

Los estudiantes:

hand raise + silence

and then...

attention on Profe. Imhoff

Profesora Imhoff: “Si me escuchan, diga ‘si’”

Los estudiantes: “Si”

Profesora Imhoff: “Si me escuchan, diga ‘si, si’”

Los estudiantes: “si, si”

and then...

silence and attention on Profe. Imhoff

My personal goal...

to speak Spanish enough to you all each class that you are immersed in the language. So, we need to make sure we have a mutual understanding of some basic classroom commands in Spanish.

Los mandatos de nuestra clase



As you listen, write a command in the box provided and draw a corresponding picture to it so you can reference these in the future

Why so many pictures and drawings??

Research has shown that one of the best ways to learn a language is to associate **pictures** with **vocabulary** terms.

Pictures help your brain to associate a term with an image in your head.

Every time you learn a vocab term, the powerpoint will almost always have an image with it

- Levanta la mano
- Levantate
- Sientate
- Pone (el papel, la tarea, etc.)
- Toma (el papel, la tarea, etc.)
- Cierra
- Abra
- Saque
- Pregunta
- Respuesta
- Dibuja

- En silencio
- Habla
- Escucha
- Mira
- Lee
- Repite
- Escribe
- Espera
- Dobla y habla

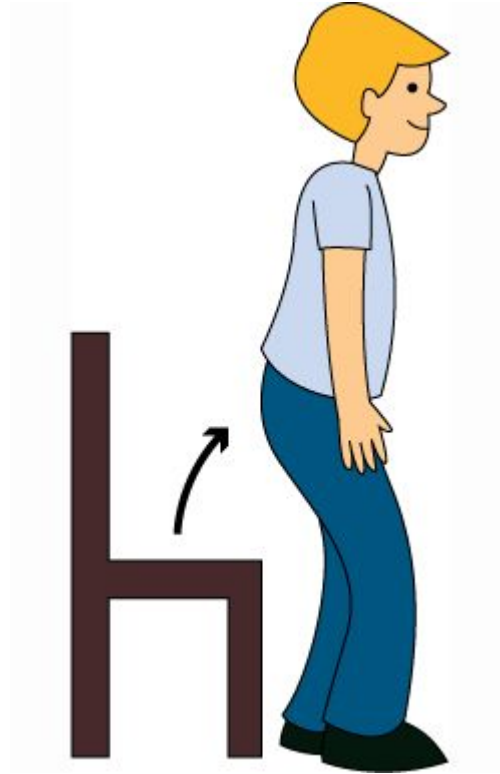
levanta la mano

#1



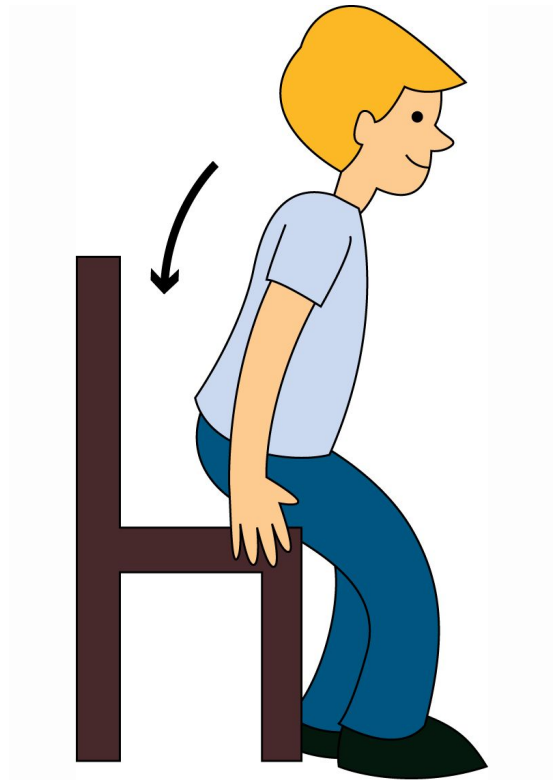
levantate

#2



sientate

#3



pone...

#4



toma...

#5



cierra

#6



abra

#7



saque

#8



pregunta

#9



respuesta

#10



dibuja

#11



en silencio

#12




habla

#13



escucha

#14




mira

#14



lee

#15



repite

#16



escribe

#18



espera

#19



dobla y habla

#20



What would the teacher do? Flip your sheets over and figure out which of the following classroom commands the teacher would most likely need to use.

1. Ryan is sharpening his pencil and throwing out small pieces of paper just to get out of his seat. What would the teacher say? _____
2. Caleb is shouting out various answers over his classmates. What would the teacher say? _____
3. Jada has not yet taken out her paper. What would the teacher say?

4. When learning about new vocabulary, the teacher wants everyone to draw in their binders to help recognize the words. What would the teacher say? _____
5. The whole class is about to get up to do an activity around the room. What would the teacher say? _____
6. The class is being rowdy and the teacher wants everyone to quiet down. What would the teacher say? _____
7. The teacher wants the class to listen and pay attention. What would the teacher say?

8. You are about to take a quiz and your teacher needs you to shut your binder so you cannot look at your notes. What would the teacher say? _____
9. The teacher wants all of your homework to be placed into the black bin by the door. What would the teacher say? _____

Until time is called, work through these questions by yourself or with a partner next to you.

1. Ryan is sharpening his pencil and throwing out small pieces of paper just to get out of his seat. What would the teacher say? _____
2. Caleb is shouting out various answers over his classmates. What would the teacher say? _____
3. Jada has not yet taken out her paper. What would the teacher say?

4. When learning about new vocabulary, the teacher wants everyone to draw in their binders to help recognize the words. What would the teacher say? _____
5. The whole class is about to get up to do an activity around the room. What would the teacher say? _____
6. The class is being rowdy and the teacher wants everyone to quiet down. What would the teacher say? _____
7. The teacher wants the class to listen and pay attention. What would the teacher say?

8. You are about to take a quiz and your teacher needs you to shut your binder so you cannot look at your notes. What would the teacher say? _____
9. The teacher wants all of your homework to be placed into the black bin by the door. What would the teacher say? _____

Charades



- The room will be divided into two teams.
- Each team will have a member come up, take a word from the pile, and act out the word WITHOUT speaking.
- You will have 30 seconds to act out the word and have your team guess the word IN SPANISH.
- If you get the word within the amount of time, your team will get the point. If you don't, the other team gets the point.
- If you speak while acting, the other team gets the point.
- If you need your teacher to tell you the definition in English before you come to the front, you will only be able to get a half of a point

Remember our class rules

Be classy and respectful, always.

Human Bingo

It's up to you to go around the classroom and find people who fit the descriptions on the sheet!

Once you find someone who fits the sentence, have them sign their name on the line provided. Feel free to ask questions about the descriptions, too, if you're interested in what they're saying!

Each person can only sign ONE box!

First 3 people to get their entire board filled will get a prize

Pasaporte + learning log

- **Pasaporte Side**

- Answer the following question without your notes
 - 1. Your teacher asks the class a question, but she wants everyone to raise their hands. She will say _____
 - 2. Name TWO classroom commands in Spanish you learned from today's class that you didn't know before.
 - 3. Write down what the class's **call to attention** is
-

- **Learning Log Side**

- Write today's date, what you learned today in class, and WHY it's important that you learned it

Goal Setting

My goals for the class:

1. 85% OR BETTER on all Unit exams and your EOY
2. Be engaged in learning Spanish
3. Celebrate and respect all cultures

Ms. Imhoff's goals
(high school version)

1. Get into college
2. Get all A's
3. Join extra curricular activities

Ms. Imhoff's goals
(college version)

1. Get all A's and B's
2. Study abroad
3. Get a job after college
4. Meet people that challenge me to be my best

Why is goal setting important?

Plain and simple - if you don't know where you're going, then how are you even going to get there?

The first step of achievement is being **AWARE** and **BELIEVING** that you can get to that point of success

On your paper, you will write three goals beginning with “**I will...**” (make them as specific as possible - how will you get there?)

- a. One goal you have for Spanish class
 - i. *Example:* Get 85% on unit tests OR be able to speak in a restaurant etc.
- b. One goal you have for school
 - i. *Example:* Get a 3.0 GPA OR Get a good grade on my research paper etc.
- c. One personal goal you have for outside of school
 - i. *Example:* Run a 5K this spring OR learn how to cook