

¡Vámonos!

Reminder: placed signed syllabus and family info sheet in the black bin.

Answer as many of the following questions in order
before time is called.

1. How many letters are in the English alphabet?
2. When did you learn your ABCs?
3. What's your favorite letter? Why?
4. What's your favorite word? Why?
5. What's your least favorite word? Why?
6. Invent a new word in English. What does it mean?
When can people use it?
7. Write down as many Spanish words as you know.

Los Anuncios

- Binders!! Make sure you have it + 4 dividers (extras on the table you can grab before you leave)
 - We will organize it first thing on Tuesday
- Signed syllabus and family survey due today
- Homework due Tuesday

El objetivo

I can understand the alphabet
and how to spell my name for
others

El horario

- El alfabeto
- Buscan las letras
- Learning how to spell
 - celebrity names
- Worksheet
- Pasaporte

Abecedario = alfabeto = alphabet

Letra = letter

Palabra = word

Vocales = vowels

Consonantes = consonants

Deletrear = to spell

Hoy, vamos a aprender
sobre la
abecedario/alfabeto.

Primero, vamos a ver un
video. Luego, necesitamos
aprender el vocabulario.

<https://www.youtube.com/watch?v=5MJbHmgaeDM>



Escribe en sus **papeles**



El abecedario



A=a (“ah” as in all)


avion



B = be (*bay*)

sound it makes: like English b

bota



C = ce (say)

sound it makes: “k” sound, except for “ce” and “ci” which make the “s” sound

carro



D = de (day)

sound it makes: “put tongue on back of teeth” and

say it

disco compacto



E=e (“eh” as in end)

sound it makes: “eh”

elefante



F=efe (ehfay)

sound it makes: like English f

fruta



G=ge (hey)

sound it makes: hard “g” sound as in go, except “ge” and “gi”
which make the “h” sound

gato



H=hache

sound it makes: NO SOUND

helado



i (“ee” as in eel)

sound it makes: “ee”

iglesia



J=jota (hotah)

sound it makes: English “h”


jarra



K=ka (pronounced kah)

sound it makes: like the English k

kayak



L=ele (*ehlay*)

sound it makes: like English l

leche



M=eme (ehmay)

sound it makes: like English m


manzana



N=ene (*ehnay*)

sound it makes: like English n

nariz



Ñ=eñe (*ehnyay*)

sound it makes: like the English ny in canyon

ñu



O=o (*oh* as in boat)

sound it makes: "oh"


ocho



P=pe (*pay*)

sound it makes: like the English p

perro



Q=cu (coo)

sound it makes: like the English k


queso



R=ere (eh-ray)

sound it makes: like the English d; put tongue on palate just
above front teeth

raton




When 2 r's are together like in perro, the rr is trilled;
words that start with R are trilled also



S=ese (ehsay)

sound it makes: like the English s

Sopa



T=te (*tay*)

sound it makes: almost a “th” sound; tongue is slightly between
teeth

tigre



U=u (“oo” as in pool)

sound it makes: “oo”


uñas



V=ve (bay)

sound it makes: like the English b, though sometimes a softer sound; never English v


vaca



W=doble ve (dohbley bay)

sound it makes: like the English w; used only in words of foreign origin


wafle



X=equis (ehkeys)

sound it makes: makes a “gs” sound; an “h” sound in Mexican


words of Indian origin **xilófono**



Y=i griega (ee gree-eh-gah)

sound it makes: like the English “y”; sometimes is a vowel and makes the “ee” sound

yogur



Z=zeta (saytah)

sound it makes: like the English “s”

zapato



¡Buscan a las letras!



- Your teacher will say “¿Dónde está la letra _____?”
- Once you locate it, you will raise your hand and wait to be called on
- Once called on, you will say “Está allí” (It’s there) and point to where it is

Brain break - PUNS!

**(Welcome to Ms. Imhoff's
wonderful sense of
humor)**



**CAN I TROUBLE YOU FOR
A GLASS OF WATER?**


**I'M A LITTLE
HOARSE**

**SIMBA WAS WALKING
TOO SLOW SO I TOLD HIM**




TO MUFASA

What happened to you?



I got fired.



which american president was least guilty

lincoln



he was *in a cent*

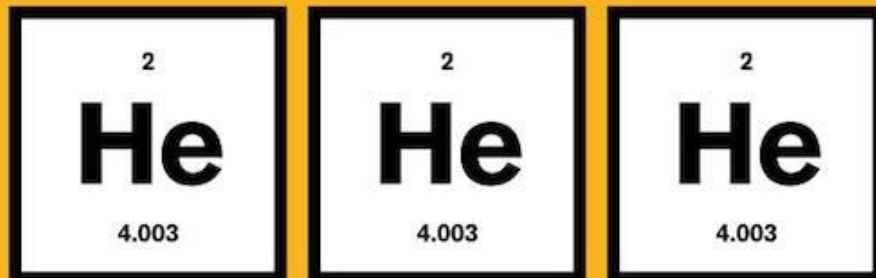
I told this joke at Mouth Rushmore and the park ranger hit me



It was nice
to meet you.

Yeah, hope to see
you again soon so
we can Ketchup.





LAUGHING GAS

I DON'T WANNA




TACO 'BOUT IT



SUPER BOWL

What the initiates said after the butter knife incident:

IG @TobiasEaton_theCake





Arr2-D2

Adam de la Mare



THIS JOB ISN'T FOR EVERYONE



BUT HAY...ITS IN MY JEANS

STOP MAKING ME LAUGH



YOU'LL MAKE ME PUMA PANTS



¿Como se escribe? = How do you write it?

Se escribe ... = It is written...

*¿Como se escribe sus
nombres en español?*

Various pictures of celebrities will be on the board. We will practice how to spell their names using our Spanish alphabet letters.



















Now, with a partner, at the bottom of your worksheets, try and figure out what Spanish words your friend Maura is pronouncing for you. Use the notes you took today to help.

Direcciones: Your friend Maura is teaching you some Spanish and helping you with the alphabet. Based on her pronunciation, write the word in Spanish. Then, guess what you think the word means in English.

1. She says: "hey- ee - ehmay - ehmay - ah- ehsay - ee - oh"
 - a. You write: _____
 - b. You think it means: _____
2. She says: "oh - efe - ee - say - ee - ehmay - ah"
 - a. You write: _____
 - b. You think it means: _____
3. She says: "saytah - eh - bay - ehmay - ah"
 - a. You write: _____
 - b. You think it means: _____
4. She says: "hache - ah - ehmay - bay - oo - ehmay - hey - oo - eh - ehsay - ah"
 - a. You write: _____
 - b. You think it means: _____
5. She says "ehmay- ee - ehmay - oo - te - oh"
 - a. You write: _____
 - b. You think it means: _____



¿Podemos deletrear nuestros nombres?

Instructions:

DOBLA y HABLA with a partner and spell out your name for them. Who can do it faster?

Practice until time is called

Pasaporte + Learning Log

PASAPORTE SIDE:

On your sheet, fill in today's date and the objective

- Next, listen as I spell a few words aloud. The words are Spanish words
 - There will be three words spelled out
 - At the bottom, circle how well you understood today's lesson
-

LEARNING LOG

- When you're done with the sheet, fill in your learning log for the day