

1. Take today's notes
2. Make your way to your seat in silence
3. ¡Vámonos! **Throwback Thursday** - In Spanish, create a **conversation** on your next box **between a teacher and a new student.**

Be sure they say hello, ask names, and ask how they are doing. Add in anything else that you think can help. Write until time is called

Los anuncios

- Homework due on Monday
- Starting our first formal project tomorrow
 - Family tree project
- Binder check and progress reports tomorrow during class
 - Individual meetings

El objetivo

I can talk and write about members of my **family**.

El horario

- Hablamos
- Vocabulario nuevo
- Worksheet
- Momento de la cultura
- Quien es la oveja negra
- Yo tengo vs. yo soy
- Family Tree Activity
- Pasaporte/Learning Log

Clarification

Mi

La

EI

¡Hablamos!



Dobla y habla...

Con una persona,
describe la familia.

- *Sus nombres*
- *Sus personalidades*


En español!

Los parientes

relatives



Los padres



parents



Los hermanos



siblings



Hermano/a mayor: older brother/sister

Hermano/a menor: younger brother/sister

Los abuelos


grandparents



El hermano de mi madre o mi padre es....

el tío



uncle



La hermana de mi madre o mi padre es ...

la tía

aunt



Los hijos de mis tíos son...

mis primos



cousins



Los esposos...


el esposo

husband




la esposa

wife




el novio

boyfriend



la novia

girlfriend



Others to note...


- **Madrastra:** step-mother
- **Padraastro:** step-father
- **Hermanastra:** step sister
- **Hermanastro:** step brother
- **Sobrino:** nephew
- **Sobrina:** niece
- **Nieto:** grandson
- **Nieta:** granddaughter

Pregunta: “¿Cuántos hermanos tienes?”
(how many siblings do you have?)

Respuesta: “Yo tengo ___ hermanos.”
(I have ___ siblings)

Instrucciones: Silently and independently at your desks, fill in the blanks in your notebooks. You can just write down the family vocab word that fills in each blank.

THE SIMPSONS



Ejemplo: Clancy es el esposo de Jackie.

1. Ling es _____ de Lisa, Maggie, y Bart
2. Patty es _____ de Bart.
3. Marge es _____ de Homer.
4. Homer es _____ de Abraham.
5. Herb es _____ de Lisa.
6. Mona y Abraham son _____ de Maggie.

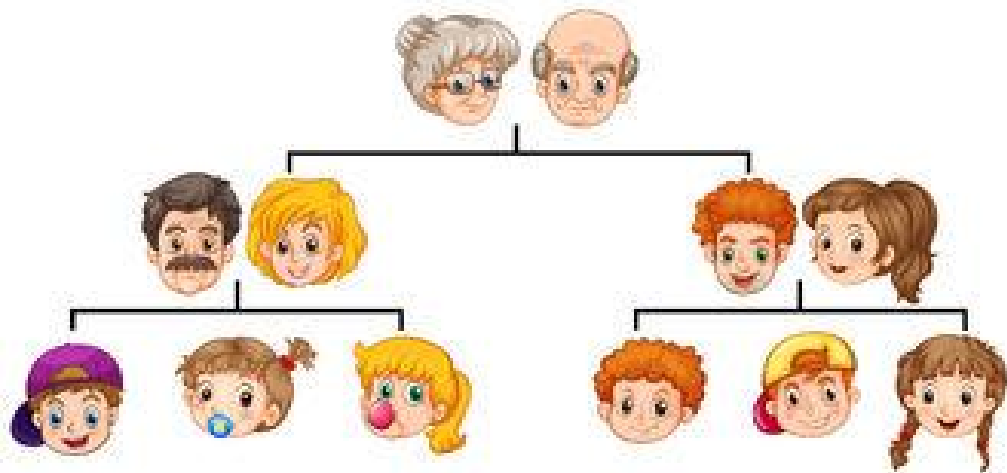
FAMILY AND FRIENDS

The term *familia* usually means the extended family, not the nuclear family we think of in our culture. The extended family is the most important social unit in Hispanic culture, and may consist of father, mother, younger children, older children, and their spouses and children, grandparents, aunts, uncles, and cousins. Family ties are very strong. Families are very often in their daily lives and people easily welcome friends of family members into their homes and at family gatherings. When someone travels or goes to another town or city to study or for a shorter stay, common practice is for that person to stay with relatives or even with friends of relatives. Many members of a family may live together in one household for cultural, practical, and economic reasons. The family is the shelter for young members, even married ones, until they are economically established. This is not considered lack of independence on the part of the young people or an imposition on the others. The family is also the refuge for the older members.

“The Hispanic Way”
-Judith Noble and Jaime Lacasa
p. 41

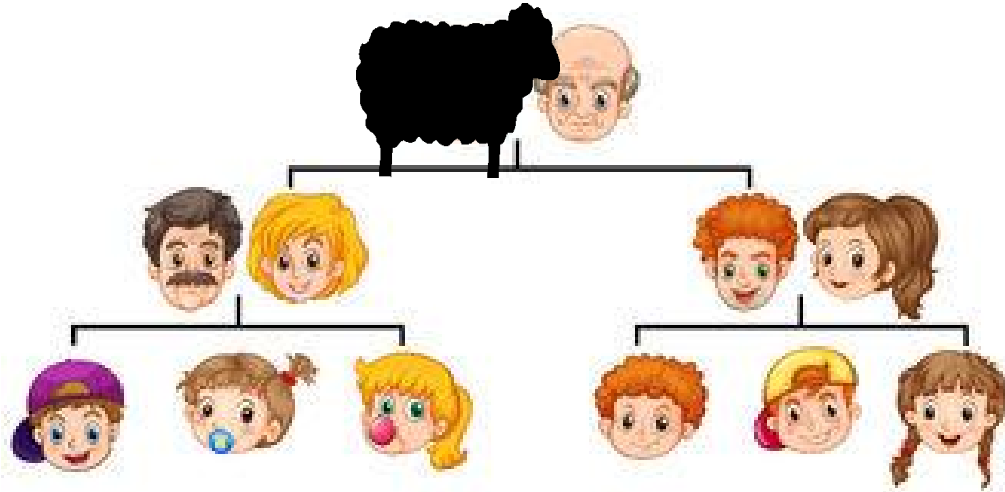


¿Quién es la oveja negra?



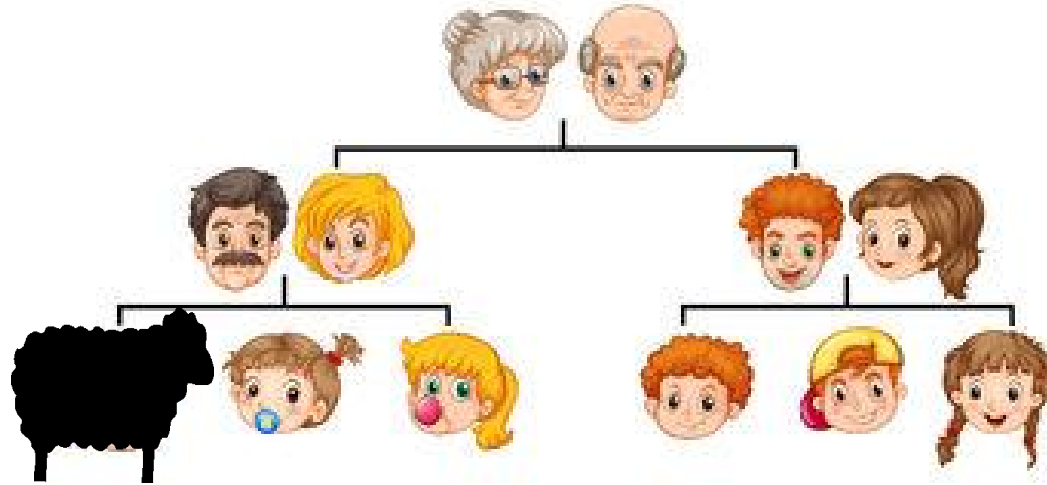
You will study the original picture for 45 seconds. Then, I will cover up one family member and you will need to figure out who that is. You will raise your hand and answer by saying “La oveja negra es...” You will get a point for a correct answer. There can be multiple answers, too, since a family member can have various titles.

¿Quién es la oveja negra?



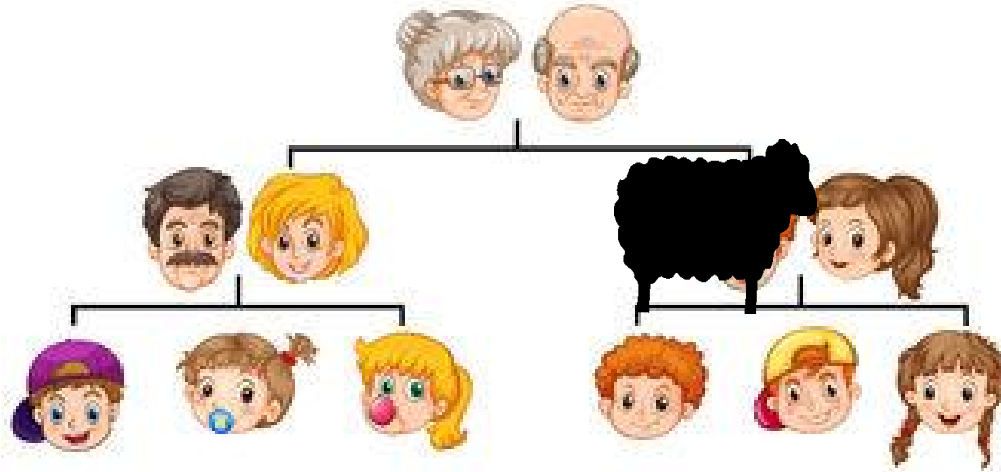
La abuela es la oveja negra

¿Quién es la oveja negra?



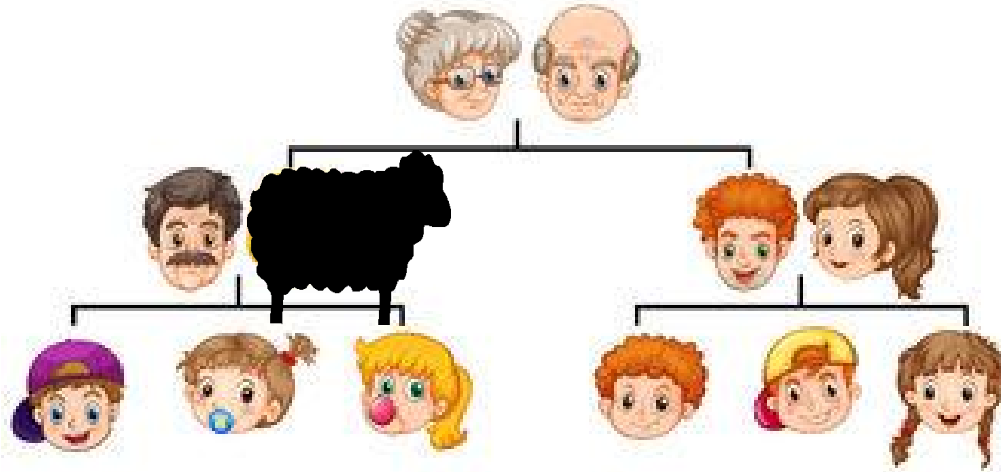
El hijo es la oveja negra

¿Quién es la oveja negra?



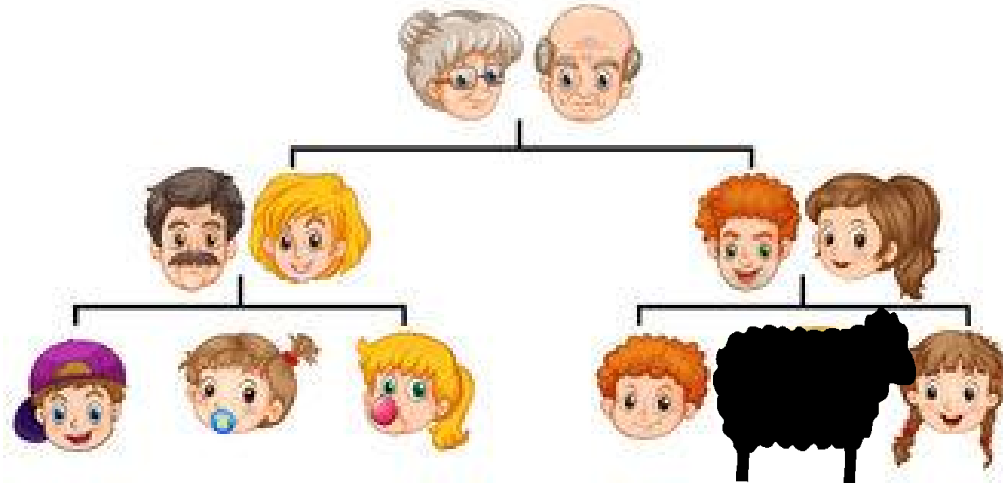
El padre es la oveja negra

¿Quién es la oveja negra?



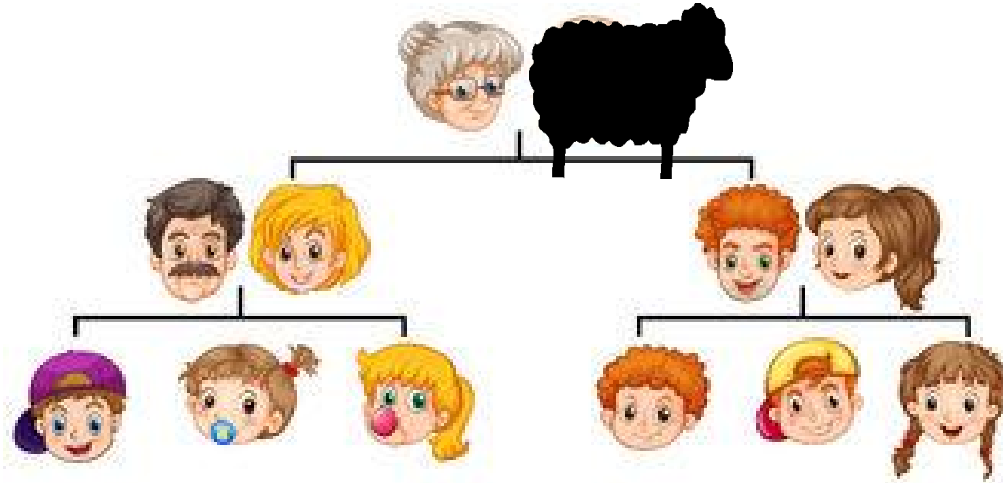
La madre es la oveja negra

¿Quién es la oveja negra?



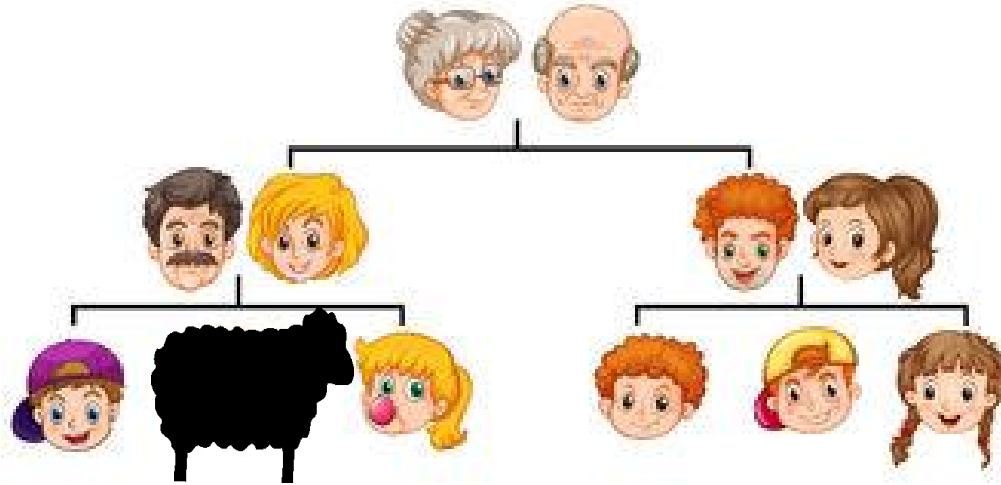
El hijo es la oveja negra

¿Quién es la oveja negra?



El abuelo es la oveja negra

¿Quién es la oveja negra?



La bebe es la oveja negra

Flip your sheets over and you see two different charts. Using our vocabulary terms, you will place words into the two different categories.

Yo tengo = I have

No tengo = I do not have

Yo soy = I have

Yo no soy = I do not have

- el padre
- la madre
- el hijo
- la hija
- el hermano
- la hermana
- el abuelo
- la abuela
- el esposo
- la esposa

- el tío
- la tía
- el perro
- el gato
- el bebé
- el primo
- la prima
- el novio
- la novia

Yo tengo

Yo no tengo

Yo soy

Yo no soy

Tyra's family

With a partner....


On the next slide there will be various clues about a family.

It's up to you to create her family tree based off of the clues you've received.

Remember that a horizontal line is marriage and a vertical line is children. Label each person as best you can.

Tyra's family tree from her own perspective

1. Yo tengo un hermano menor. Él tiene quince años. Él se llama Tyler
2. Mi madre se llama Lisa.
3. Mi madre tiene una hermana. Mi tía se llama Jamie.
4. Jamie tiene un hijo quien se llama Michael. Michael tiene tres años.
5. Mi padre no tiene hermanos. Pero, él tiene un padre y una madre. Ellos tiene sesenta y seis años.
6. Mi padre se llama John. Mi abuelo se llama Bill y mi abuela se llama Carla.
7. La madre de mi madre y mi tía se llama Betty.



Pasaporte side

NONE - Just check the comments I made yesterday on it

Learning Log Side

- 1. Write today's date*
- 2. Write what you learned today and why it's important*

Unit 1 Project! - Proyecto de la familia

50 % of your grade is the paper (graded on task completion, effort, and writing)
50% of your grade is the presentation (according to the PALS rubric)

You will be creating your own family tree and presenting it to the class!

The family tree:

1. Create a list of **6** family members and their names (it can be your real family members or a family you're making up) - do this on the attached graphic organizer
2. On construction paper, create your **family tree** using pictures from magazines or your own drawings
 - a. Horizontal lines = marriage
 - b. Vertical lines = children
3. **Label** each of your family members using the Spanish vocab words you learned
4. Beneath each family member **write in complete sentences in SPANISH** the following:
 - a. *One sentence saying their **name** →*
 - i. Ejemplo: La madre se llama Maria.
 - b. *One sentence using **two adjectives** to describe them →*
 - i. Ejemplo: Maria es guapa y inteligente.
 - c. *EXTRA CREDIT if you write a sentence telling me their ages →*

Ejemplo: Maria tiene cuarenta años.

The presentation:

You will present the names and descriptions of **THREE** of your family members to the class.

Be sure you **practice** how to say everything out loud. You must speak in **complete sentences**. If you have questions about how to pronounce something, ask!

Take your time and ask Profesora Imhoff if you have questions!

These are formal grades so let's make sure we all get A's!



WHAT IF I TOLD YOU

**SAYING ENGLISH WORDS IN
A SPANISH ACCENT DOESN'T
MAKE IT SPANISH**

TODAY - Work on your graphic organizer

TOMORROW - Creating and finishing our family trees in class

MONDAY - **PROJECT DUE!!!** Presenting 3 of our (at least) 6 family members to the class