

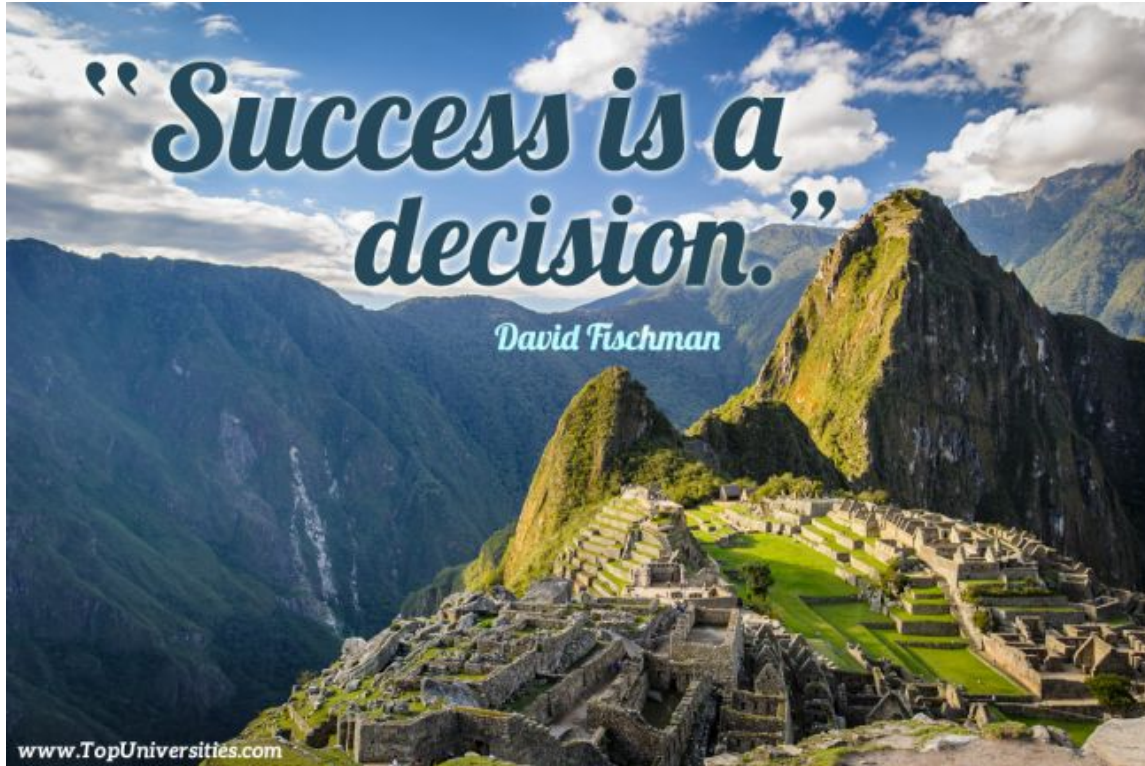
1. Place completed **homework #3** in the black bin
2. Take out your completed family tree projects
3. *Vamonos*: **En silencio**, in English, describe elements of a **strong** presentation and elements of a **weak** presentation. Use the questions below to guide you

- What does a strong presentation sound like? Look like?
- What does a weak presentation sound like? Look like?
- What's the difference between a strong and weak presentation?
- When is a time you gave a presentation? What did you do well? How could you improve?

# Los Anuncios

- Family tree projects due today
- Tutoring after school today 2:15-3:00
  - If you missed a day or didn't finish your project this weekend, then come
- Study guide due Monday (*you will get this later in class*)
- Unit 1 test September 27-28 (next Tuesday & Wednesday)
  - Two days because there are reading, listening, writing, and speaking portions of it

# Famous Latin American quote of the day:



**David Fischman** Kalincausky was born in Lima and is a writer, columnist, international speaker and consultant on issues of leadership and personal improvement. He was a founding member of the technological institute **Cibertec**, and also helped found the Peruvian University of Applied Sciences (UBC) in 1994.

## El objetivo

I can present my Unit 1 project

I can talk/write about myself to others

# El horario

- Presentations
- Brain Break
- Unit 1 Exámen study guides
- Amigos por Correo (Pen Pals)

# SPEAKING


Task Completion	½	1	1½	2	2½	3	3½	4
Comprehensibility	½	1	1½	2	2½	3	3½	4
Fluency	½	1	1½	2	2½	3	3½	4
Pronunciation	½	1	1½	2	2½	3	3½	4
Vocabulary	½	1	1½	2	2½	3	3½	4
Language Control	½	1	1½	2	2½	3	3½	4



Did you talk about all that was asked of you?



Can I understand what you're trying to say?



Are you speaking without interruptions?



Are you pronouncing everything correctly?



Are you using vocabulary correctly?





Are you speaking in complete sentences?

**Raw Score:** \_\_\_\_\_ /24

## During your presentation you...

- Must stand
- Hold your project up for us to see
- Say the sentences for **THREE** family members en español

# During others' presentations you...

- Must be **silent** 
- On a blank sheet of paper, **write down** a “glow” (something they did well while presenting) and a “grow” (something they can improve upon in the future) 
  - This paper will be turned in at the end of presentations
- After, we will **clap** and show our appreciation for them!



*If you are talking, make a rude comment, or are on your phone while someone presents, I will take **away points from your project grade***



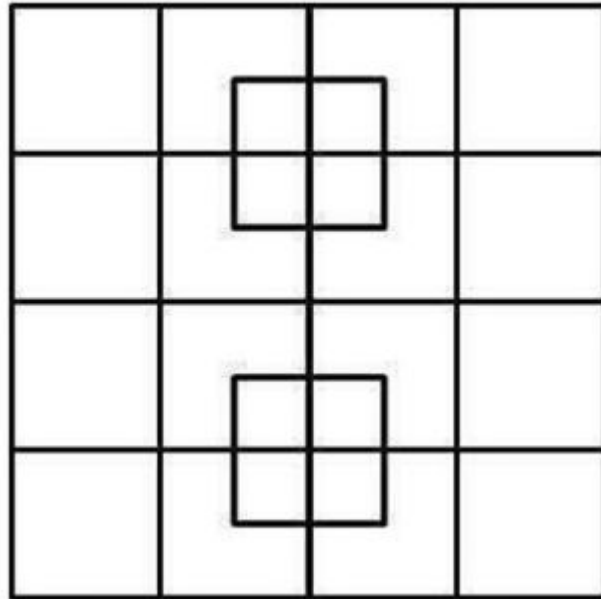
First, we will practice with a partner

Take the next few minutes to **practice** what you will say with a partner.

Remember to speak **clearly** and **pronounce** everything to the best of your ability.

# Brain Break

This is an unusual paragraph. I'm curious as to just how quickly you can find out what is so unusual about it. It looks so ordinary and plain that you would think nothing was wrong with it. In fact, nothing is wrong with it! It is highly unusual though. Study it and think about it, but you still may not find anything odd. But if you work at it a bit, you might find out. Try to do so without any coaching!





## brain teasers

**I am an odd number.  
Take away one letter  
and I become even.  
What number am I?**



## Question

What room can no one enter?

## **Unit 1 Test -**

Formal Grade → next Tuesday and Wednesday

Homework this week is to  
complete the **Unit 1 study guide** by next Monday

This goes in the **FOURTH** section of your binder

*We will work on it later this week in class, too*

# Amigos por correo

- *What?*
  - A pen pal system between our class and Ms. Soto's!
- *Why?*
  - To practice our writing AND reading with others who are at the same levels as us
- *How often?*
  - About once or twice a month
- *Is it graded?*
  - I will check it for completion and effort. If you show effort and you did what was asked of you, you will get an A for it
  - If you choose to not do it or put little effort in, your grade will reflect that





# Amigos por correo

- Level 0 voice (silence)
- All directions are on your sheet
- MUST write in Spanish
- You can use your notes
- You don't *need* to brainstorm on the assignment sheet, but it can help
- Place it into the black bin when you leave. If you finish before the bell rings, work on the study guide.

