

1. Take today's notes
2. *En silencio, sientate*
3. *¡Vamonos!* In English, *escribe* about **why time is important**. Use the questions to prompt you.

- What things in our life do we need time for?
- When does your life use a schedule?
- What do you use a timer for?
- Why would it be helpful to know time when studying Spanish?
- What's your favorite time of day?



Los Anuncios

- Returned graph can go in the last section of your binder
- Test corrections and test make-ups → schedule a time with me!
 - I will be here today until 3:00PM
- *Remember: no class Monday!*
- **Signed and returned** progress reports = extra points

El objetivo:

I can understand and say the time of day.



El horario

- Yesterday's pasaporte
- Hablamos
- Salvador Dalí
- Time notes
- Practica - la clase
- Cultural Moment
- Practica
- White Boards
- Pasaporte/Learning Log

Yesterday's pasaporte...

Hola. Me llamo Señora Álvarez y hoy es el treinta y uno de diciembre. Voy a hablar sobre mi familia.

Primero, yo tengo cuarenta y cuatro años. Mi esposo se llama Señor Alvarez. Él tiene cincuenta años. También, yo tengo tres hijos y una hija - Diego, Miguel, Juan, y Ana.

¡Hablamos!

<http://interactivesites.weebly.com/spanish.html>



"I am not
STRANGE.
I am just not
NORMAL."

-Salvador Dali

- From Spain
- Studied in Madrid
- 1904-1989
- Surrealist painter



"The Persistence of Memory"

Melting Watch



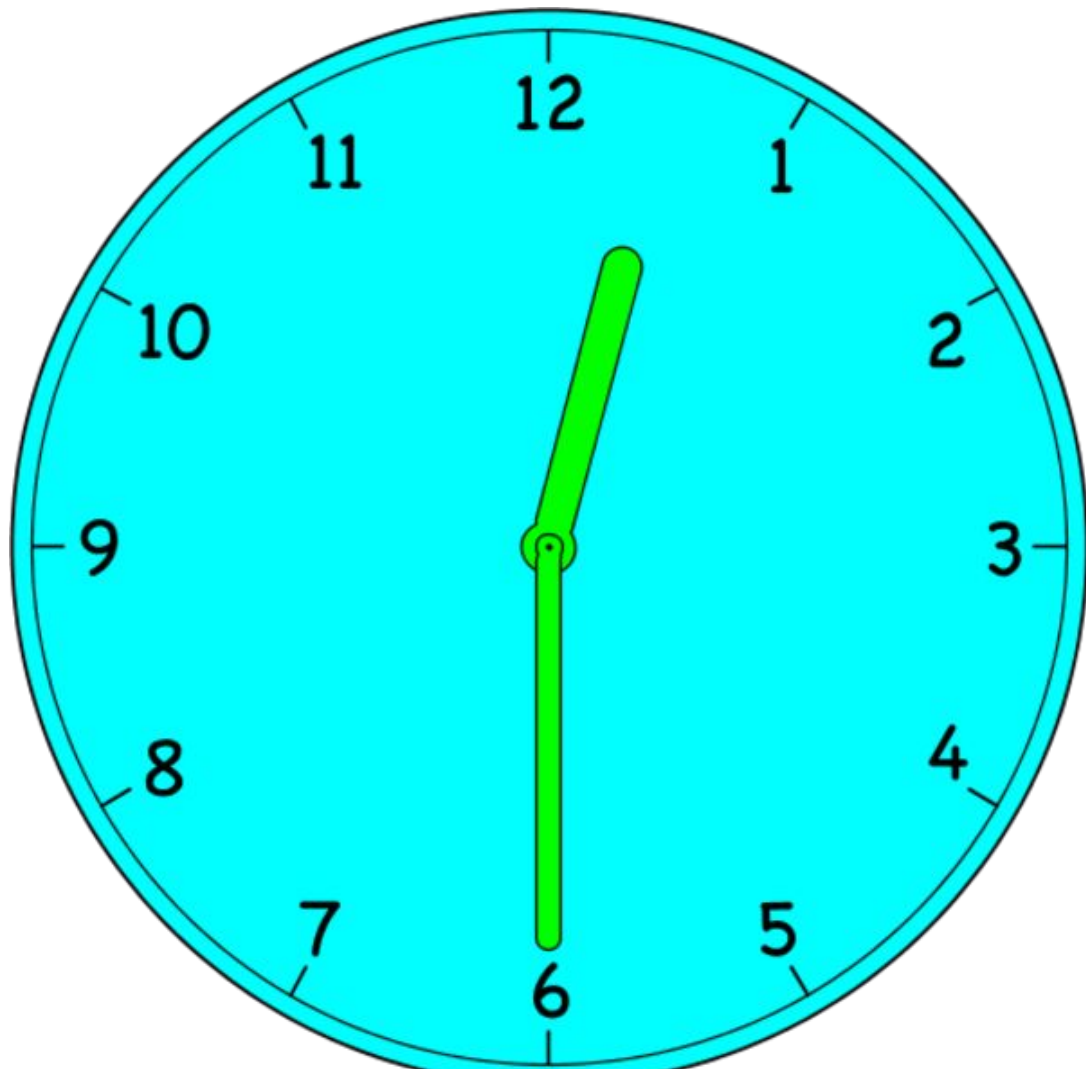
Why is learning about *time* in Spanish
so important for us?



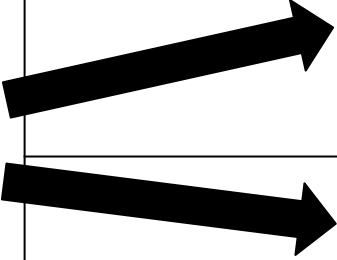
Saque sus papeles para hoy



Reading a clock...






¿Qué hora es? What time is it?		Es la.... It is...
		Son las... It is...



¿Qué hora es?



Son las dos

¿Qué hora es?



Es la una

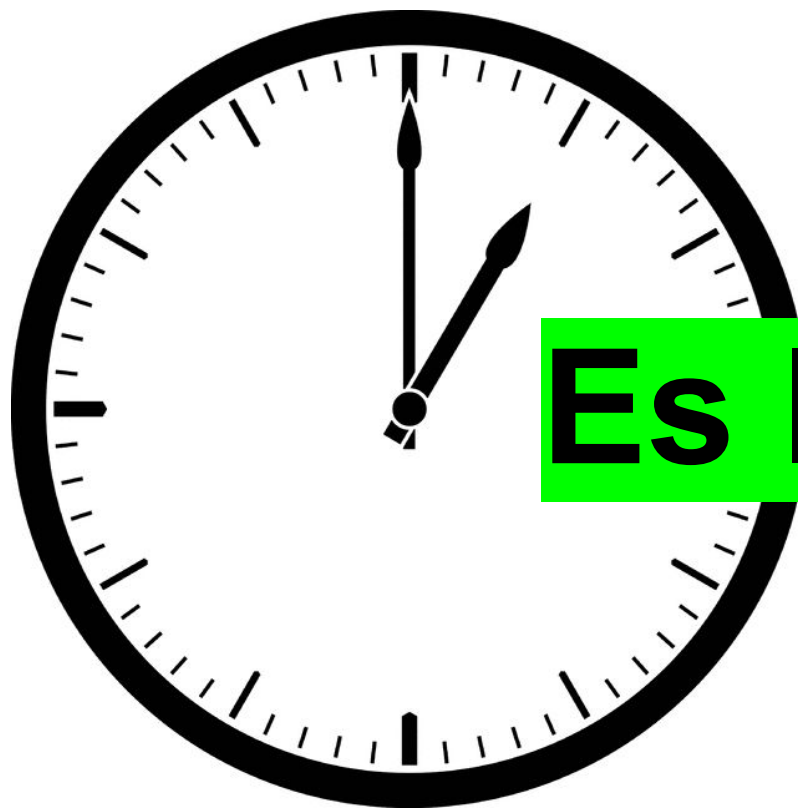
EN SUS PAPELES, escribe las respuestas para...

What is the difference between these two clocks?

What is the difference between the answers to the question?


<p>¿Qué hora es?</p> <p>What time is it?</p>	<p>Es la.... It is...</p>
	<p>Use for 1:00</p>
	<p>Son las... It is...</p>
	<p>Use for 2:00-12:00</p>





Es la una.





Son las tres.

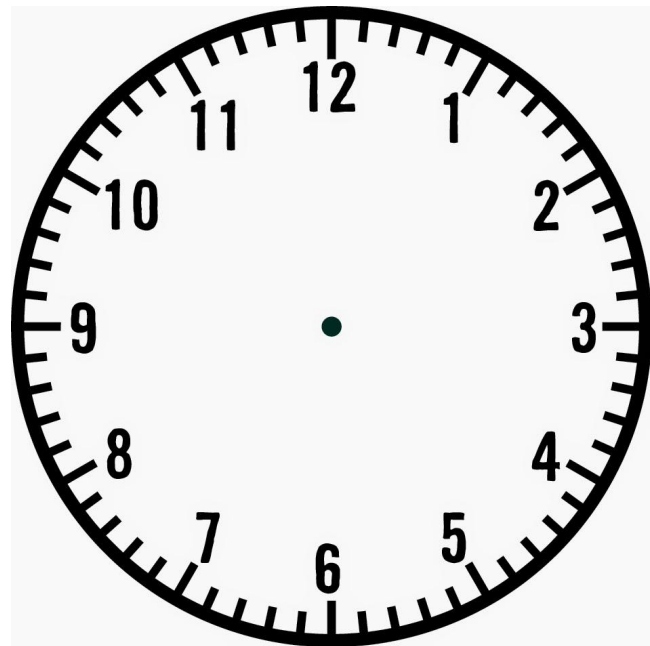
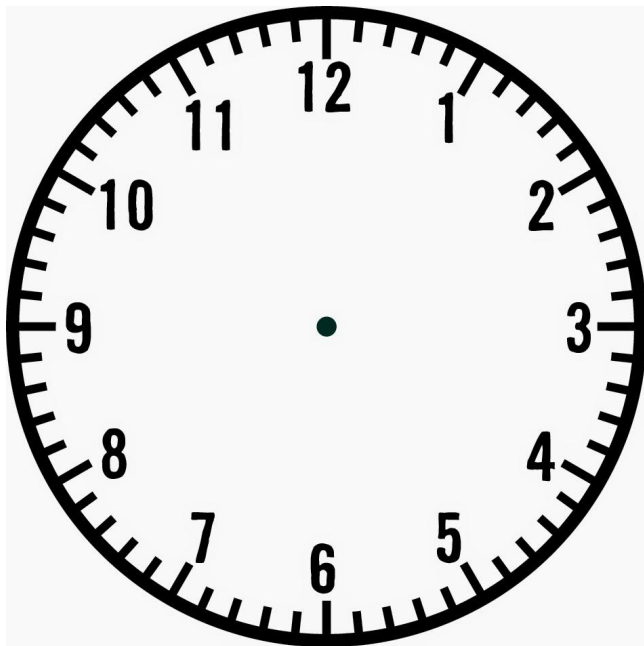


Son las seis.



Son las nueve.

Using the 2 blank clocks **in your notes**, *dibuja* a clock at “Es la una” and a clock at “Son las siete” and label them beneath.

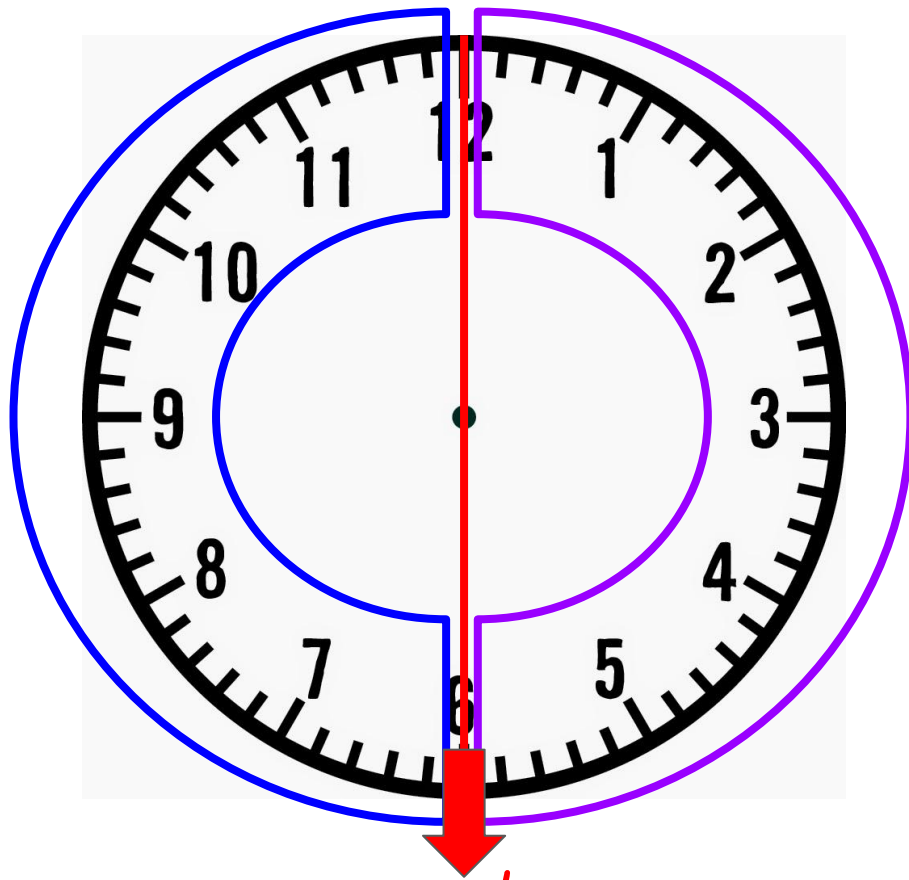


MINUTOS	FORMA ESCRITO	EJEMPLO	EJEMPLO DIGITAL
<i>minutos 0-29</i>	Son las _____ y _____ (hour) (minutes)	Son las dos y diez	2:10
<i>at 30</i>	Son las _____ y media (hour)	Son las dos y media	2:30
<i>minutos 31-59</i>	Son las _____ menos _____ (hour AFTER) (# of minutes until next hour)	Son las tres menos diez	2:50

DOBLA SUS PAPELES



menos



y media


y

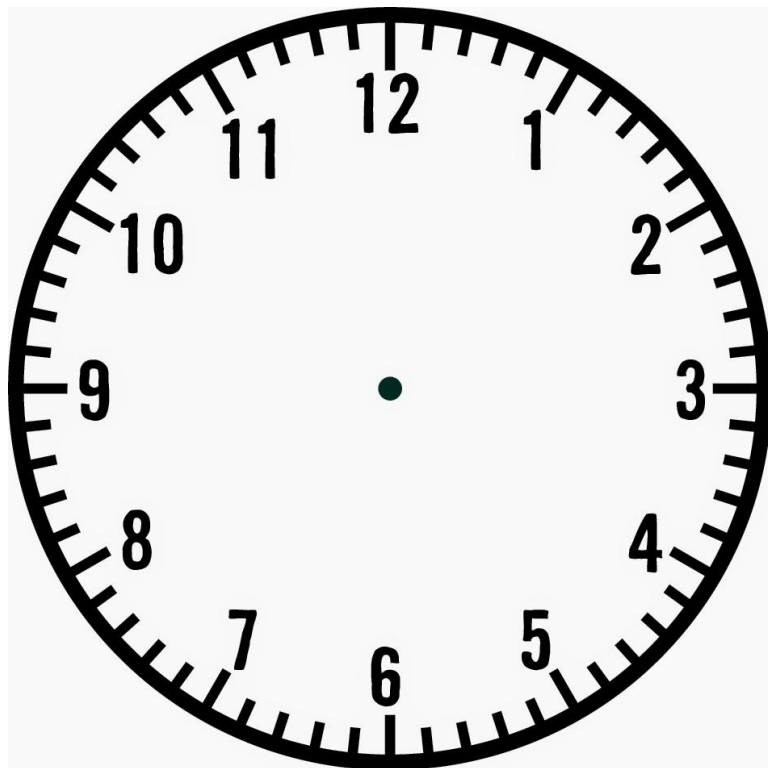


Vamos a practicar como un clase



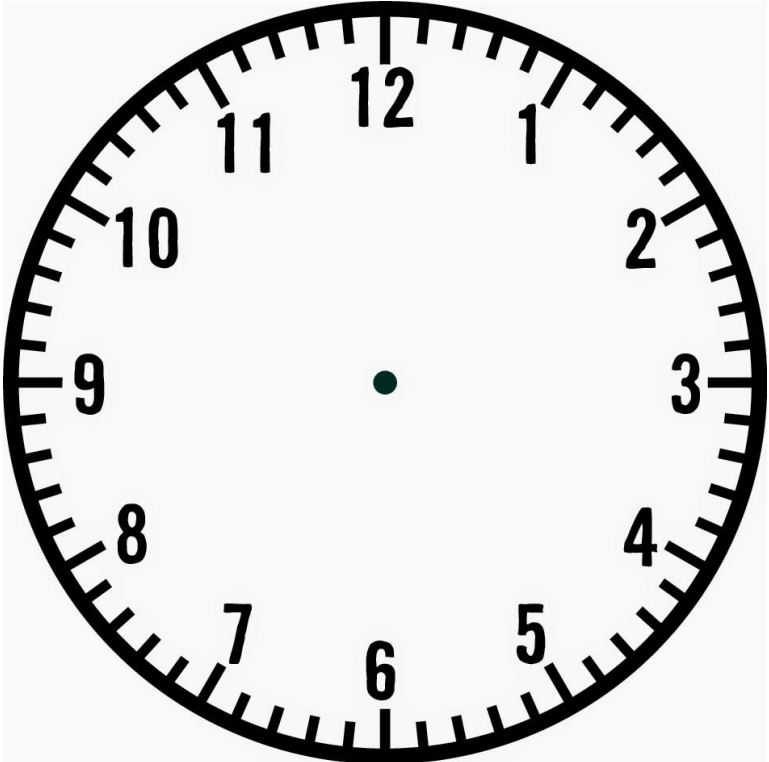
¡¡Necesito sus ojos aquí!!



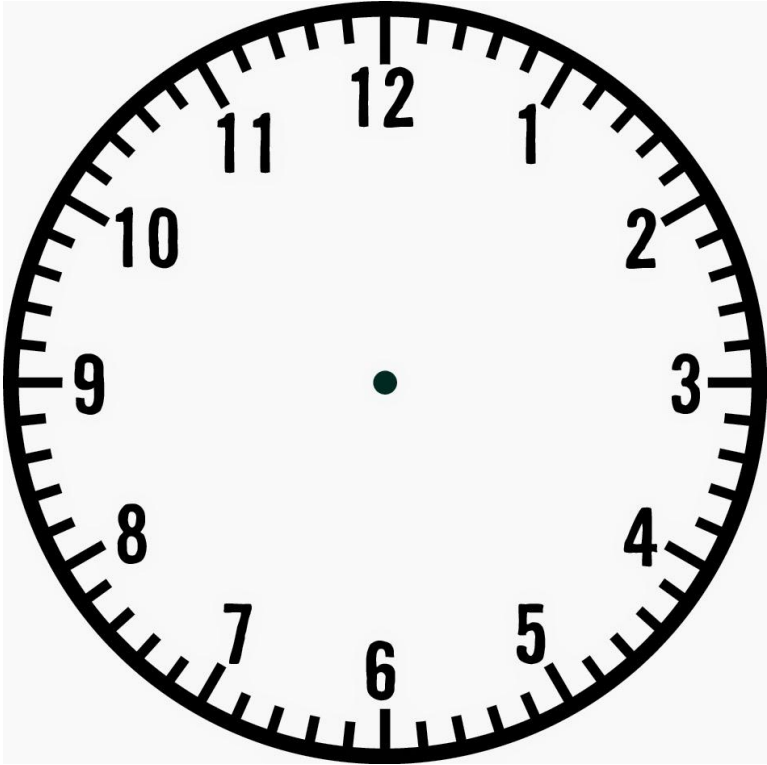


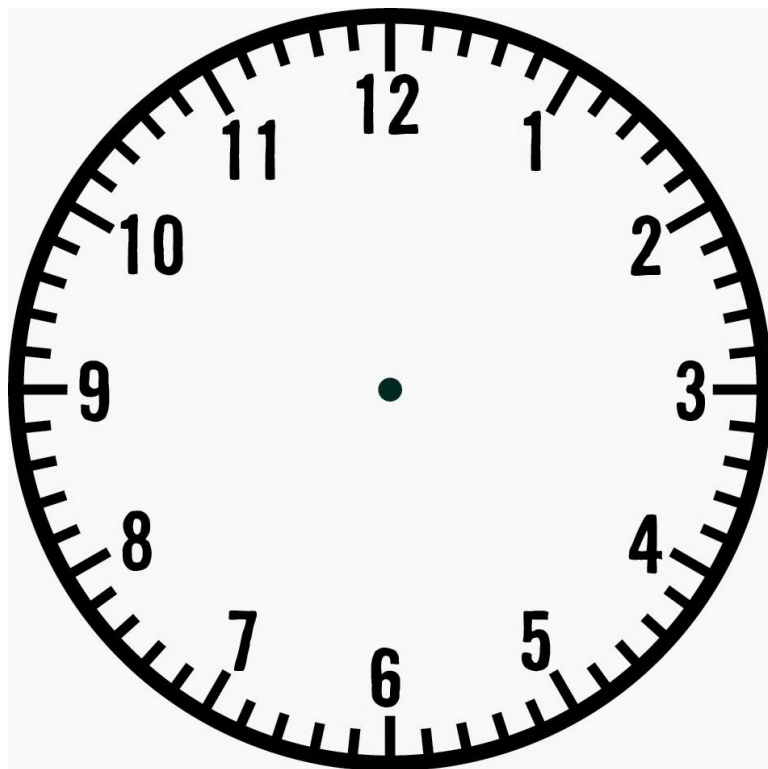
Son las dos y quince

Son las tres menos quince



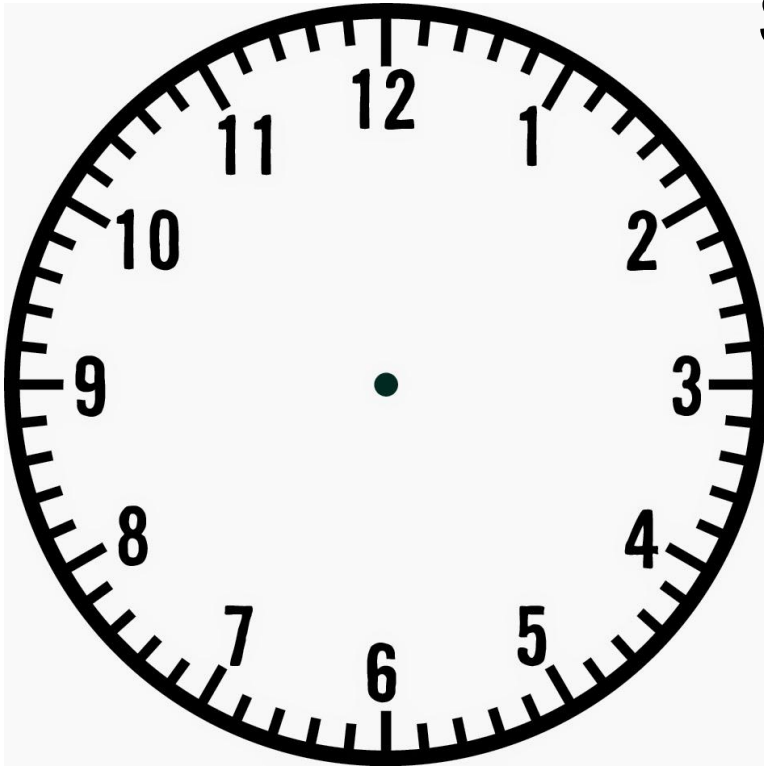
Son las once menos diez





Es la una menos cinco

Son las nueve menos nueve



Unos chistes

What did the robber say to the clock?

Hands up!

What do you call a tense clock?

All wound up

Why did the man throw the clock out the window?

He wanted to see time fly.

What do you call a grandfather clock?

An old timer

Un momento de la cultura: **conceptions of time in Latin America**

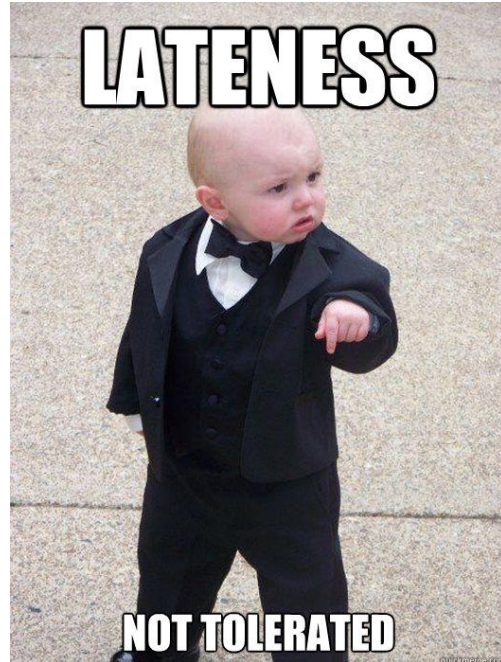
- Punctuality vs. appearance
 - In the US, we value being on time, even if we look disheveled
 - Latin Americans would rather be late if that means that they look good



VS.



Sometimes for business meetings, Latin Americans will ask “¿*La hora ingles or la hora español?*” to indicate what time the meeting will start or how strict the time to begin is



VS.



Latin Americans have a slower pace of life. Americans are focused on the future and moving forward, whereas Latin Americans are more focused on the present/past. They see time as an abundant resource.



¡Practica! Draw the following times on the clocks below. Write out the numerical time beneath each one, too.



1. Son las cuatro y media



2. Es la una y once



3. Son las diez menos veinte



4. Son las nueve y catorce



5. Es la una menos veinticinco



6. Son las once y dos

OCHO (8)
minutos para
completar esta
lado (*this side*) del
papel

¡PRACTICAMOS! LA HORA – Match the times.

1. _____ 4:45

2. _____ 3:50

3. _____ 7:32

4. _____ 2:45

5. _____ 12:35

6. _____ 1:37

7. _____ 11:59

8. _____ 9:40

9. _____ 5:51

10. _____ 8:43

A. Son las doce menos uno

B. Son las tres menos cuarto

C. Son las cuatro menos diez

D. Son las dos menos veintitrés

E. Son las ocho menos veintiocho

F. Son las cinco menos cuarto

G. Son las nueve menos diecisiete

H. Es la una menos veinticinco

I. Son las seis menos nueve

J. Son las diez menos veinte

White Boards

1. En silencio, escribe la **forma digital** de la hora
2. Pone sus pizarras en el aire cuando la profesora dice *“uno, dos, tres”*

Son las tres y cinco

3:05

Son las cuatro y
media

4:30

Son las dos menos
diez

1:50

Es la una y quince

1:15

Son las diez menos diez

9:50

Son las ocho y veintitrés

8:23

White Boards

1. En silencio, escribe **la forma escrita** de la hora
2. Pone sus pizarras en el aire cuando la profesora dice
“uno, dos, tres”

6:30

Son las seis y media

9:09

Son las nueve y nueve

10:55

Son las once menos cinco

En este momento....

¿Qué hora es?



https://www.youtube.com/watch?v=4cKGyOE_jOI

Pasaporte

1. Write today's date and objective (I can tell time)
2. In the next both, tell me an **approximate time** ***en español*** that you do each of the following activities. Follow the model

Modelo: wake up → Son las cinco

→ go to sleep

→ eat dinner

→ leave Spanish class

Learning Log

1. Write today's date
2. Write what you learned and why it's important

WARNING

Listen carefully to the next set of directions because
it gets tricky

¡Rompecabezas!

There are clocks around the room with times below them. However, someone messed them all up - the time below each clock is not correct!

It's up to you to go to each clock, write down the CORRECT written form of the time displayed.

Then, you will go and find the clock that has that correct time beneath it.

It doesn't matter where you start! Where you begin will be where you end.

On your sheets...

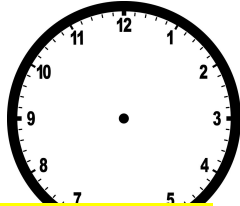
1. Which clock did you choose to begin at?



LETRA

E

IMAGEN



2. Draw the picture of that clock



FORMA ESCRITA CORRECTO

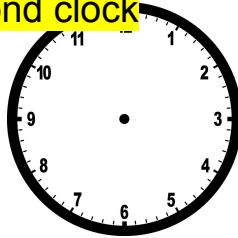
3. What is the correct written form of the clock?



4. Now go find the written form of that first clock on another paper and write that letter here.



5. Draw the picture of that second clock



6. Write the correct written form of the second clock here and then go find that somewhere else in the room

