

1. Take today's notes
2. *En silencio, sientate*
3. ¡*Vámonos!* Escribe the following times in Spanish.

12:30

8:15

4:07

2:45

9:50

7:17



Los Anuncios

- Homework Week 7 due Monday
- Midterms soon
- Tomorrow - pink out OR Garinger spirit wear!
- Projects should be done for today's class
 - If you were not here yesterday, you will need to complete it on your own at home tonight and call Google Voice

El horario

- Presenting our school schedule projects - small group
- Calling Google Voice and presenting (individual)
- Conjugations
- Practica
- Trivia
- White Boards
- Avalancha

How your speaking will be evaluated

Name _____

Task Completion	½	1	1½	2	2½	3	3½	4
Comprehensibility	½	1	1½	2	2½	3	3½	4
Fluency	½	1	1½	2	2½	3	3½	4
Pronunciation	½	1	1½	2	2½	3	3½	4
Vocabulary	½	1	1½	2	2½	3	3½	4
Language Control	½	1	1½	2	2½	3	3½	4

Raw Score: _____ / 24

Did you answer everything you needed to?

Can I understand what you're saying?

Are you speaking fluidly without hesitation or interruption?

Are you pronouncing words correctly?

Are you using the vocab and verbs correctly?

Are you creating complete sentences?

Remember, none of us are masters of the Spanish language, but the more you practice, the better you get!

Your grade for this project:

40% writing grade  the paper you hand in



40% speaking grade  the presentation you give today

10% listening grade  the listening sheet you turn in

10% graphic organizer  what you did yesterday

Small group presentations

1. You will be divided into small groups of 3-4 people
2. Each of you will present 2 of your classes to your group members
3. As you listen, you will be filling out the chart for each person to practice your listening skills.
4. Try to not ask in English after! Get it the first time in Spanish. Train your brain!

Persona...	Clase #1	Clase #2	Glow + Grow
Ms. Imhoff	Clase: español Necesita: lápiz ¿Le gusta la clase? 	Clase: biología Necesita: libro ¿Le gusta la clase? 	Glow: Spoke clearly Grow: Work on fluency



As others present...

- No talking
- No interrupting
- No phones
- Listen carefully!
- R-E-S-P-E-C-T!
- Give them helpful feedback after

Small group presentations

The person with the longest hair will present first and then we will go clockwise from there.

We have 15 minutes to do this :)

Persona...	Clase #1	Clase #2	Glow + Grow
Ms. Imhoff	<p>Clase: español</p> <p>Necesita: lápiz</p> <p>¿Le gusta la clase?</p> 	<p>Clase: biología</p> <p>Necesita: libro</p> <p>¿Le gusta la clase?</p> 	<p>Glow:</p> <p>Spoke clearly</p> <p>Grow:</p> <p>Work on fluency</p>

NOW...

You need to “present” 2 of your 4 classes to your teacher

You will call her GoogleVoice number and leave a voicemail saying 2 of your 4 classes.

You have FIVE minutes to call and leave your voicemail.

DON'T FORGET YOUR NAME!!! (Me llamo...)

Be sure to hand in...

- Graphic organizer
- Final draft
- Listening sheet

¡Buen trabajo!



meme-generator.net

Objetivo #2

I can conjugate “AR” regular verbs in the
present tense

Sus papeles para hoy...



A world without conjugations...

Hello class! This be Ms. Imhoff. I write to you because teach you Spanish. You need to know how to conjugate verbs. You has to understand this. By learn Spanish you be great people. We are love Spanish class so much! Ms. Imhoff rock. She be so great. She be the best Spanish teacher we ever has.

When we don't use conjugations in
English and Spanish, we sound
uneducated.

You are all *educated* people, so learning
conjugations is important!

TODAY'S LESSON IS SO
IMPORTANTE!


By learning how to conjugate
verbs, Spanish becomes
easier to do! You are able to
say so many more things!

First things first...



First things first, I'm the realest

What is a **VERB**!?



verb: describes an action
that is occurring

What does
present tense mean?



present tense: happening
AT this moment RIGHT
NOW, RIGHT HERE

Infinitives: the “raw” form of the verb before it gets changed; the most basic form of the verb

Ejemplos:

hablar: to talk

escuchar: to listen

nadar: to swim

comer: to eat

Conjugations: when we change verbs to
fit subjects

Example in english

verb: to have

conjugation: She has a car

Conjugation rules



1. Take off the ending (ar)

2. Put something back based on who you are talking about



Subject pronouns	New ending	Subject pronouns	New ending
yo	o	nosotros	amos
tú	as	vosotros	áis
él/ella/usted	a	ellos/ellas/ustedes	an

Now, we are going to learn
how to conjugate (change)
some regular infinitive verbs
that end in **AR**.

When we conjugate regular “-ar” verbs, we drop the “-ar” ending and put back in one of the endings we wrote

Ejemplo: habl~~ar~~

yo hablo

tú hablas

nosotros hablamos

<https://www.youtube.com/watch?v=4Ex3k3yKjYk>

En la sección de *practica* en sus papeles, copia lo que la profesora escribe...



dibujar (to draw)

mirar (to look/see)

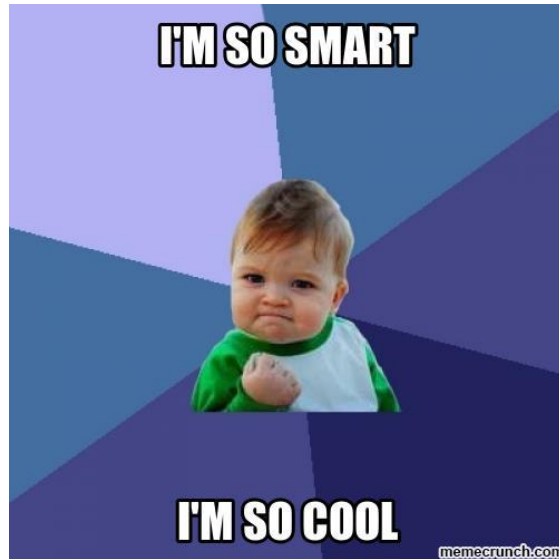


Dobla sus papeles




TWO IMPORTANT STEPS TO CONJUGATE!

1. Drop the ending
2. Put something back



escuchar






2 minutos

verb: escuchar	definition: To listen
yo	nosotros
tú	vosotros
él/ella/usted	ellos/ellas/ustedes
<i>BONUS - Write a sentence</i>	

Remember our important steps!

1. Drop the ending
2. Put something back



nadar





2 minutos

verb: nadar	definition: To swim
yo	nosotros
tú	vosotros
él/ella/usted	ellos/ellas/ustedes
<i>BONUS - Write a sentence</i>	



2 minutos

verb: trabajar	definition: To work
yo	nosotros
tú	vosotros
él/ella/usted	ellos/ellas/ustedes
<i>BONUS - Write a sentence</i>	



2 minutos

verb: estudiar	definition: To study
yo	nosotros
tú	vosotros
él/ella/usted	ellos/ellas/ustedes
<i>BONUS - Write a sentence</i>	

Brain Break! - College Trivia!

What percentage of recent college graduates is first in their family to earn a bachelor's degree?

a. 10%

b. 20 %

c. 30%

d. 40%

What is the most popular major for undergraduate degrees?

- a. business
- b. math, science, or engineering
- c. social science
- d. art

Which of the following colleges is NOT on the east coast?

- a. Stanford University
- b. Harvard University
- c. Yale University
- d. Cornell University

Which of the following is NOT real?

- a. Gonzaga University
- b. Hamburger University
- c. Hot Dog College
- d. Ohio College of Clown Arts



Which of the following has the most undergraduate students?

- a. University of Central Florida
- b. Ohio State University
- c. PennState University
- d. University of Arizona

Which is the nation's oldest college stadium?

- a. Harvard's Stadium
- b. Yale's Stadium
- c. Penn State's Stadium
- d. University of Pennsylvania's Stadium

It was built in 1903!

Which of the following universities was the first to require all students to have laptops in 1985?

- a. University of Delaware
- b. Rutgers University
- c. New York University
- d. Bentley University



White board practice

- “White boards” are a privilege
- You will be conjugating the verb for the form I put on the board
- Try to do it quicker than those around you!

yo

escuchar

escucho

ella

dibujar

dibuja

ellos

mirar

miran

nosotros

hablar

hablamos

usted

bailar

baila

ustedes

hablar

hablan

yo

bailar

bailo

ellas

cantar

cantan

yo

dibujar

dibujo

nosotros

mirar

miramos

¡Avalancha!



¡Avalancha!

Rules of the game:

- There are two teams that are lined up single file facing the board
- Each group member must participate
- Profe. Imhoff will write a verb on the board
- One at a time, group members must conjugate the given verb in the following order:
 - yo
 - tú
 - él/ella/usted
 - nosotros
 - vosotros
 - ellos/ellas/ustedes
- If the team writes something incorrectly, Profe. Imhoff will come over, scream “avalancha!” and erase everything so you will then need to restart.
- The team that conjugates each verb the fastest will get a point
- The team with the most points will each get a billete!

Pasaporte

1. Write the date and write today's objective.
2. In the box, conjugate FULLY the following verb

caminar (to walk)

Learning Log

1. Write what you learned today in class and why it's important